Salvia News

NUMBER 78

Official Newsletter of the

Victorian Salvia Study Group Inc

www.salvias.org.au

Summer 2019/2020

VICTORIAN SALVIA STUDY GROUP inc

THE AIMS OF THE SALVIA STUDY GROUP ARE;

1. To grow and collect Salvias for the purpose of enjoyment and study
2. Promote and encourage the growing of Salvias
3. Correctly name existing and new salvias
4. Maintain our Display Garden at Nobelius Heritage Park for the Group & the general public
5. Manage our website and Facebook page

The Group is a Not for Profit Organisation. Any monies received are used to run the Group's activities and for the planting and maintenance of our GPCAA (Garden Plants Conservation Association of Australia) registered garden collection. ('Plants Trust' has been a shortened, more comprehensive name for the GPCAAA and has been used for quite a while now).

GROUP CO-ORDINATOR	Lyndi Garnett lgarnett844@gmail.com	03 9803 4534
ASSISTANT CO-ORDINATOR	Jillian Barkell	03 9756 6361
SECRETARY	Heather Lucas	03 9879 5365
TREASURER	Gordon Donaldson	0411 111 979
MEMBERSHIP OFFICER	Tine Grimston tinegrimston@gmail.com	0466 285 542
GENERAL COMMITTEE	Norm Winn	0438 733 060
	Andreina Chinn	03 9897 3031
EDITOR	Stephanie Rendell stephanie.salvia.news@gmail.com	
SUB EDITOR & DISPLAY COORDINATOR	Jillian Barkell	03 9756 6361
PR - includes email updates to members	Fiona Williams	0417 323 785
COMPUTERS	Brett Horan	0405 76 2123
FACEBOOK	Liz Tretiakov	0490 691 275
PLANT SALES & ENQUIRIES	Lyndi Garnett	03 9803 4534

The views expressed by the contributors of this publication are not necessarily those of the *Editor* or the *Committee* of this Study Group. While every effort is made to publish reliable information, the use of the information is at the discretion of the individual. The Victorian Salvia Study Group Inc takes no responsibility for statements made or opinions expressed and it does not offer treatment or advice.

SALVIA NEWS

VICTORIAN SALVIA STUDY GROUP INC

Website: www.salvias.org.au

Welcome to the Summer 2019/2020 edition of Salvia News and to my second edition as Editor. I am delighted to launch our new look cover featuring a photo of *Salvia* 'May Night' taken at the Annual "*Salvias* at Nobelius" day on 17 November 2019. We will be able to feature full colour images on covers from now on. I look forward to receiving your submissions for future covers.

In this edition, we report on recent events and look forward to what is shaping up to be a very busy 2020.

We also have a very important thank you to our former editor, Beth Gilchrist (formerly Clisby). Beth's contributions to this publication are immeasurable and she has left very big shoes to fill. Thank you, Beth!

In Southeast Queensland, Viola Hamilton takes us through her cottage garden at page 11. While in Victoria, Julie Campbell is landscaping with Salvias at Birchwood (near Benalla) on page 14.

Lyndi Garnett recounts her recent visit to the Geelong Botanical Gardens.

In "Notes from Gruyere", Meg Bentley reflects on the hardiness of Salvias (page 12). What are the hardiest Salvias in your garden? Conversely, let us know the Salvias that are struggling for you in your garden and help shape future editions.

We also introduce a new section "From the Archives" where we reproduce pages from Ray Boatman's original note book. We can reflect on what was happening in the garden, this time in 1992 (page 20).

We also have tips if you are going away from your garden over Christmas and lots and lots of glorious Salvias.

I again thank the many members who have reached out to us, particularly those that have submitted articles, reflections and photographs.

I hope you enjoy this edition with a quiet cuppa amongst the chaos of the festive season.

Happy Gardening (and Merry Christmas!),

Stephanie

Editor Salvia News

CONTENTS

Calendar of Events **2**

Thank you to Beth **4**

Recent Events **5**

Welcome New Members **7**

Going away for Christmas… **9**

News from Southeast Queensland **11**

Notes from Gruyere **12**

Landscaping with Salvias at Birchwood **14**

Visit to the Geelong Botanical Gardens **16**

My Spring Garden **18**

From the Archives **20**

Flowering in Summer **22**

Copy deadline for the next edition of Salvia News is 30 January 2020

Please email your articles and photos to:
stephanie.salvia.news@gmail.com

Cover photo is *Salvia* 'May Night'
Photo courtesy of Stephanie Rendell

CALENDAR OF EVENTS

Our last event for 2019 will be our gorgeous Christmas feast hosted by Tine Grimston on 8 December 2019. Please see page 8 for more details about this event. Now save the date for the below exciting events in 2020!

Garden Visits are a great opportunity to meet with members and explore some special gardens.

Selling events are an opportunity to purchase *Salvia* plants, books and seed. You can also bring plants/flowers to be identified. Many of the selling events are part of larger fairs and shows. Remember to take your plant lists to events or email your list to Lyndi Garnett prior to the event so you are not disappointed.

The **Annual "*Salvias* at Nobelius"** in November is a great opportunity to visit the display garden and great bargains are to be had until stock run out. Come early after the Emerald market.

Remember to check the website regularly for any changes, additional information and additional Garden Clubs events where Lyndi Garnett is speaking. There will also be more details about these events in future editions.

Please also let Lyndi know if you are attending events. Some events need to know numbers.

1 Mar

GARDEN VISIT TO ALOWYN GARDENS

Alowyn Gardens, Melba Highway, Yarra Glen

We begin our year with a Garden visit to Alowyn Gardens. Their magnificent garden showcases so many ideas. Situated less than 1 hour from Melbourne on the Melba Highway in Yarra Glen. Please come and join us for a walk around the beautiful gardens and lunch at the tea house. Plant sales are available at the nursery.

7 Mar

FERNY CREEK RARE PLANT EXPO

Ferny Creek Horticultural Society, 100 Hilton Road, Sassafras

The Ferny Creek Rare Plant Expo is the first of the Autumn Garden Shows for the year. Please note that although the expo is on both Saturday 7 March and Sunday 8 March, we are only selling on the Saturday. The Expo has a good variety of stalls producing rare collectable plants, wood working and an inhouse botanical artist.

18-19 Apr

THE YARRA VALLEY AUTUMN FESTIVAL

125 Quayle Road, Wandin

This festival has been created to take the place of the Tesselaar Fair. Held at Quayle Road in Wandin with lots of rare plants, plant stalls, garden/tool stall and food stalls.

10 May

GARDEN VISIT TO AMANDA HAPGOOD'S GARDEN

Wandin – address available on request

Amanda Hapgood is opening her garden to take in all the wonderful autumn glory of the area in Wandin, just off the Warburton Highway. A chance to wander around her garden, and see how she has grown her Salvias. It will be a chance to chat with others whilst watching her ducks wagging their tails under the autumnal trees.

Coming up later... Save the date!

Please note that ❀ means it is a selling event.

JUN

Saturday 13 June 2020
RHS Gardeners Day Out ❀

AUG

Sunday 9 August 2020
Garden Visit to Hilltop Garden Geelong

Sunday 23 August 2020
Propagating and Potting up Day

SEP

Sunday 13 September 2020
Birthday Celebratory Members' Lunch

OCT

Saturday 3 and Sunday 4 October 2020
Garden Lovers Fair at Bolobek in Macedon ❀

Sunday 18 October 2020
Ivanhoe Garden Club Fiesta ❀

Saturday 24 and Sunday 25 October 2020
Yarra Valley Spring Plant Fair ❀

NOV

Saturday 7 and Sunday 8 November 2020
Rose Society Spring Show ❀

Sunday 15 November 2020
Annual "*Salvias* at Nobelius" ❀

Sunday 22 November 2020
Garden Visit to Brett Horan's garden

DEC

Sunday 6 December 2020
Christmas Luncheon at Geelong hosted by Jen Kloester

STUDY GROUP MATTERS

Thank you to Beth Gilchrist (formerly Clisby)

By Heather Lucas, Heathmont, Victoria

Beth Gilchrist – a truly beautiful soul, enthusiastic, dedicated, very hard working, talented and wonderful friend. These are just a few of the words that I would use to describe Beth, who was our Editor for ***The Salvia News*** for 8 years.

On behalf of the Victorian Salvia Study Group, we would like to thank you for your incredible service to the Group, not only as Editor, but also as a valued committee member and friend.

It is hard to believe that you actually took on this role in 2011 and we want to acknowledge and thank you for the time, talent and expertise you have given to your role as Editor over the past 8 years.

As well as doing all the tasks that are involved in being an Editor, we also want to thank you for all your time, effort and contributions to the planning, running and helping out at many of the Salvia events. Your friendship and the many happy and enjoyable events shared over these years with all the members of the Salvia Group have been treasured as well.

Now let's take a trip down memory lane:

The first Salvia News edited by Beth was the Summer 2011 Edition, No. 46.

Jillian Barkell's Xmas function on the 4th of December 2011 – was this the first time that I met Beth, I think so, I have been trawling through my photos of Salvia events and functions (what a fun time, have spent hours doing this, while I should really be writing the 3 articles I promised for the Salvia News) and believe that this was when I first met Beth.

The Salvia Spectacular on the 25th and 26th of February 2012 - this show holds one of the most special memories of Beth, as my youngest daughter Courtney came and helped out at the show. There was my delightful, very chatty (not at all like her Mum!!) daughter sitting with Beth at the table, where people were coming into the show, having a ball and talking about everything under the sun. The sight of the two of them smiling and talking will always be a very happy and wonderful memory. Courtney to this day still talks about Beth, whom she describes as that lovely lady.

In March 2012 the Salvia Group held their first Working Bee at Nobelius, if you look on our website (in the Nobelius Story) you will see a photo of Beth sitting on the ground helping with the various tasks that were done. There was a paragraph in that article with the following wording "We were privileged to have our Editor Beth Clisby join us at our first working bee. As she is wheelchair bound, and determined to help, Beth was happy weeding and cutting back from sitting on the ground. It was a wonderful happy day with Beth and others to help", aptly describes how Beth attacks and enjoys everything in life.

Beth married her long-time friend of more than 3 decades Norman Gilchrist in 2016 and moved to Temora, New South Wales. It is a lovely country town north of Wagga Wagga. Moving to Temora did not stop Beth doing all her various and numerous tasks as Editor (the wonders of modern technology) but as they say all good things come to an end and so her last edition was the Winter 2019 Edition, No. 76.

There are many other memories, events and happy times spent together, too numerous to mention, but all very special and appreciated occasions.

I am sure all the members and definitely myself look forward hopefully to seeing, chatting and catching up with Beth at a future event (although one realises that she is now living much further away, maybe when in Melbourne on a visit) and continuing as a valuable member of the group and a fellow Salvia enthusiast.

So to end off this article, a huge, heartfelt thanks Beth and a wish that you will now have more time to spend with your wonderful husband, Norman, may both of you make many more memories together, living life to the fullest.

Recent Events

We take the opportunity to reflect on a busy few months for the Study Group.

Members' Lunch at Nobelius

By Heather Lucas, Heathmont, Victoria

This event is to thank new members who have joined the group (existing members are also invited to attend) and is really an event that should not be missed. Besides the fact that a scrumptious lunch is always provided, it is also held at Nobelius (the Salvia display garden), so one can wander around the garden and check out all the Salvias and decide on which ones they want to add to their collection. Added to which the new members meet other existing members and the committee members.

This year it was held on Sunday, 18th August at 12.30 pm and unfortunately, we did not have any new members attend, however the small group of members and committee members who attended enjoyed the wonderful luncheon and company.

As it was forecast to rain, it is thought that this might have been what contributed to the smaller numbers, but as Lyndi Garnett had said "it's not going to rain, it's a Salvia day". True to her word, it did not rain, until we had all packed up and left Nobelius!!

Also worth noting for those who were put off by the weather forecast, instead of setting up our tables beside the Salvia display garden out in the open, we had it in front of the Nobelius Museum building, which has a large concrete area in front of the entrance and a verandah with a roof over it, so no problem of getting wet.

Looking forward to next year's Members' Lunch at Nobelius, hope to see a lot more members, new and old attend.

Save the date for our Birthday Celebratory Members' Lunch on Sunday 13 September 2020!

Garden Day at Nobelius

By Stephanie Rendell

Garden Day was a productive day of weeding and pruning as well as lovely opportunity to catch up with members.

I learnt a lot about pruning from Jillian Barkell. Growing up on an orchard, Jillian has a wealth of experience. We took the opportunity to try out some different pruning strategies on the *Salvia Involucrata*. As there are a few plants of this variety in the garden, we could be quite aggressive on some of them. It will be interesting to see how the plants respond to the hard prune.

Yarra Valley Spring Plant Fair

By Stephanie Rendell

On day one, the weather was a tad blistery and the wind so strong that the new tent was a casualty. I helped out on the second day. The weather was improved and there was even a little sunshine in the later afternoon. Our stall was well attended by a wide range of people – some were unfamiliar with Salvias while others were serious enthusiasts.

Popular on the day was *Salvia* 'Hot Lips'. I do not have this plant in my garden, so I was interested to learn (a fact probably widely known amongst true fanatics) that the flowers start red, transition to the famed red and white stripes and then finish white.

Also popular was *Salvia Aurea* and *Salvia Aurea* 'Green Ginger' which were striking in the vase floral displays and a big talking point. It was interesting that many people asked for smaller Salvias, recounting their experiences of past plants that had grown veraciously and much taller than expected. Luckily Salvias are such a varied species that there was a variety for everyone.

Welcome New Members

A very big welcome to Soo Mei Leong, Nureen Walker Razmara, Judith Wark, Judith Patrick and all of our fabulous new members.

Soo Mei Leong

"There is everything I love about *Salvias* - they come in a myriad of colours including the exclusive blue! Attracts birds, bees and beneficial insects, all "salivating" for the nectar and all its natural charm. Drought tolerant as well as busy lifestyle tolerant too also not fussy about being neglected. Found from Istanbul to San Francisco, it is trans-global in keeping with the times"

Nureen Walker Razmara

“I attended an event at Burwood where members of the group had a stand. I was astounded by the varieties of Salvias they had for sale. I have always loved them, so much flowering, their beauty and simplicity. The information about the Group was available at the stand and I just knew I wanted to join and learn more about these extraordinary plants. Thank you for the opportunity to join.”

Judith Patrick

Judith joined through reading the U3A Garden Group subscription to the Society and browsing the website.

Gorgeous photos supplied by Soo Mei Leong.

What about you? Tell us why you joined and your Salvia story for our next edition.

Editor’s Note: We reach out to new members via email and only publish names with permission. We are sorry if we missed you, please email the editor for inclusion in the Autumn edition.

replanted in the vegie patch. Garden bed bare: ready for action. We dug in bags of cow compost, gypsum and sulphate of potash.

At the same time as all of this was going on, we sought quotes for a garden structure (gazebo) that we had dreamed up to be placed at the beginning of the nearby path. We secured a commitment from "Gardens of Steel" and asked Wally, our contractor/landscaper to straighten up the garden's edge with cyprus pine after he completed the bigger wall the other side. Zac, from "Evergeen Landscapes" will fine tune the path and install a drain to connect to the dry creek bed. We now optimistically like to call it an "Avenue".

I drew some maps of possible plantings and mercilessly harassed Heather, Lyndi and Jillian for advice. Firstly, we planted patches of a low grey grass that was previously around the relocated fountain. Next we collected assorted white liliums from the excavation and planted several patches. I love the tall grasses so we have one that will serve as a focal point. We have a few seven-year-old clumps of *S. nemorosa* "Carradonna" in the western front garden bed so will move them to this bed in "drifts". I have some more on order and think the "drifts" will be bulking up nicely for next year. "Musk Pink" and Eryngium "Blue Glitter" will form patches of colour. These two plants are the same height so I searched for taller plants to vary the silhouette. *Melissadora* has won the contract! (thanks girls). Lyndi has some cuttings started—all good things come to those who wait. What would I do without my support team!

We have added to and changed perennial and Salvia plantings in other beds but I think I have taken up enough space in this Newsletter. We also have a few other structures in mind. Gary and I have re-energised our commitment to our three charities and are fully focused on continuing to learn the art of planting for form, texture, silhouette and colour to draw visitors to our Charity Weekends. The Open Days in 2020 will be Cup Weekend: 31st October and 1st November. We hope you can all support Cancer Cancer and our wonderful, vitally important local hospitals by coming along. You could also pop up to Wangaratta and see the scheduled Jazz Festival. We recommend that you book your accommodation SUPER early!

Will be exciting for us to see how our planting comes together. Thanks for the advice, Heather Jillian and Lyndi. I am sure that the changes will keep on happening.

Visit to the Geelong Botanical Gardens

Lyndi Garnett, Glen Waverley, Victoria

I was recently invited to go down to identify the Salvia Collection at the Geelong Botanic Gardens. There have been many changes in the administrative personnel over the last few months, so they were keen to check all their collections, making sure they were all correctly labelled.

For those who do not realise, Geelong Botanical Gardens have a very good and extensive Salvia collection, begun by Bill Whitehead with the help on Graham and Velda Ellis almost 20 years ago.

The new head of the Gardens, Ashley Filipovski warmly welcomed me when I arrived and introduced me to Victoria Barret who will be the curator of the Salvia collection. Ashley very proudly showed me the newly opened Conservatory, just inside the gates and the massed planting of *S. chiapensis*, looking wonderful under a couple of large trees. Before moving on to the Nursery area, I marvelled at their Silver Garden, which had a sprinkling of very well grown Salvias such as *S. canariensis candissima, S. desoleana,* 'Marine Blue' and *S. chamaedryoides*. Apparently the gorgeous silver leaf Salvias of *S.argentea, S.aethiopsis* and *S.sclarea* will shortly be planted out for summer.

We went through the nursery beds and checked on the embankment at the rear which held huge stock plants of South African and Californian Salvias. It was quite a sight seeing huge bushes *of S. leucophylla, S. somaliensis, S. mellifera* and *S. aurea* 'Silver Lady' in full bloom. There were so many flowers on this plant that all the hood part of the flower, looked like hundreds of terracotta coloured spiders all over the bush, it really was quite a sight.

Salvia leucophylla

***Salvia aurea* 'Silver Lady' covered in flowers**

The other interesting find was a mature shrub of *S. dentata,* fairly near a plant of *S. murii.* We do not often have *S. dentata* for sale and do not have a plant at Nobelius. *S. dentata* looks extremely like *S. murii* and they are often confused with one another when not in flower. This bush was just finishing flowering, leaving loads of beautiful burnished coloured calyces – again quite a sight. It suddenly became apparent that one of the distinguishing features of *S. dentata* was the fact

that it had a vase shaped calyx and *S. murii* had a normal small green shaped calyx. The leaves were smaller, very tightly arranged, the branches coming out at odd angles. A plant I will have to try and propagate.

Whilst showing me through the Salvia garden beds, Victoria had taken the "Bull by the horns" and had cut most of the winter flowering Salvias down after they had finished flowering. These plants were now showing magnificent new growth – they all looked very healthy and invigorated.

Some of plants to "check out" when you go to visit include the large clump of *S. desoleana* – tough, hardy with great thick stems, just coming into bud and putting on a good show. There is a huge clump of S. *canariensis candissima* with its woolly stems and massive white hastate leaves, again just coming into bud and ready to burst forth.

Over on the other side under the Banana clump in full sun, we sorted out the *S. macrophylla* clumps, the big S. *macrophylla x rumicifolia* clumps and the S. *rumicifolia* clump (not sagittate). I showed them how to observe the shape, the colour, the texture and the smell of the leaf for identification. Another amazing Salvia clump in this bed was of *S. concolor*. Here it was, a huge clump growing in full sun and flowering, looking very happy with itself, and I have to keep mine in a large pot in a sheltered position so it gets plenty of water in the summer!! The answer here is the availability of water for the beds. The same plants were also growing and flowering in the shady areas, but their growth was more open, their leaves darker.

***Salvia concolor* in sun**

***Salvia concolor* in shade**

On the shady side of the garden were a good collection of the big leaf Salvias with lots of *S.* 'Costa Rican Blue', *S. iodantha*, *S.* 'Bethelii' and a good path of the various *S. mexicana* varieties. The small leaved microphylla / greggii varieties growing in a lovely sunny bed were looking good after a good haircut, with *S.* 'Margaret Arnold' slowing spreading and making her presence felt. Some of the garden hybrids that we donated, will I am sure be going into these well manured beds.

After going through all the Salvia beds, it was time to sit in the shade for a bit and recover from the heat. The gardens as a whole were looking wonderful with lots of new growth, spring flowers and new plantings. Some of their success is their shelter and protection from heavy salt laden winds, their good deep soil and their availability of water.

The Salvia collection has gradually expanded over the years, but recently through the lack of management, some plants have been lost or mislabelled, but with our Group's close connection with the GBG and the Growing Friends, we hope to reinstate many of those species and continue to expand on the collection. The Friends being able to propagate so many of the Salvias to sell at their regular sales days.

A very worthwhile destination to go to for a day out, birthday parties (of all ages), a place to catch up with friends especially at the lovely little tea house under the shade of large trees for a lunch or a cup of tea.

My Spring Garden

Heather Lucas, Heathmont, Victoria

Aah what a delight, walking around the garden with my cup of coffee (yes really, I know normally a glass of red wine) I saw 2 plants that I thought had gone to plant heaven, coming up out of the ground. Gorgeous little green leaves and stalks of (wait for it) *Amsonia Hubrichtii* and *Amsonia Illustris*!!!! I know, not a Salvia, but these days to compliment and show off my wonderful Salvias, I have been adding other plants.

Now this is meant to be a short article letting readers know about what is happening in my Salvia garden at the moment (spring), however I just could not resist telling you how happy and good I felt when I saw these 2 plants emerge. So I ran inside to write this down before I forgot and now I will return to my wander around the garden and will take out my breakfast as well as a fresh cup of coffee, some incense to burn on my wrought iron garden table and sit and enjoy for a while, then come in and complete this article and a couple others I need to do. What better way to start a day!

Okay, so I have walked around the garden and counted all the Salvia's flowering. There are of course heaps of Greggii's and Microphylla's flowering, 20 different ones, with 'Angel Wings', a beautiful coral/orange *Salvia Greggii x Jamensis* which was grown from seed by Wayne Burgess (which we think is called 'Tangerine Ballet') and *Salvia Greggii* 'Maggie May' standing out in particular.

Then I have 61 other Salvias flowering at the moment, which include the beautiful *Salvia*

Gesneriifloras ('Pink Parfait', 'Coral Delight', G. Var. 'Tequila'), the wonderfully fragrant *Salvia Dorisiana* and *Salvia Fallax*, to name a few.

Salvia Dorisiana

There are also of course the Salvias that are just budding up/coming into flower, of which I have *S. Apiana*, *S. Canariensis*, *S. Nanchuanensis*, *S. Miltiorrhiza* and *S. Moorcroftiana* (which I have never had before, so am looking forward to seeing it in full flower).

Salvias that are peeping/coming out of the ground are *S. Stachydifolia*, various different types of Patens, *S. Guaranitica var. Violacea* (grown from seed) and a new Stachydifolia also grown from seed (kindly given to me by Wayne Burgess*) S. Stachydifolia* 'Aconquija'.

A couple of the Salvias that are flowering at the moment and catching my eye were *S. Rubescens subsp. Dolichotrix, S.* 'Marine Blue' and *S. Lyrata* 'Purple Volcano'. One Salvia that I particularly like is the little *Salvia Ranzaniana*, which to me is a rare treasure but some people think is a weedy plant, a small Japanese Salvia with tiny white flowers on 4 cm stalks. Then lastly one Salvia that I have never had before is the *Salvia* 'Southern Belle' which is an *Officinalis x Recognita* hybrid, which appeared in a New Zealand garden (Marshwood Gardens) over 20 years ago. It has flowers that are a lovely pink-rose colour on 75 cm stems with sage green foliage, always exciting when a Salvia you have not had before flowers for the first time.

Well this has been a very interesting article for me personally, as I never realised how many Salvias I have flowering in the garden and also I often walk around the garden, but when you are specifically checking out what is flowering, budding up and coming up out of the ground, how wonderful it makes you feel – the joys of Salvias and gardening.

***Salvia Greggii x Jamensis* 'Tangerine Ballet'**

What is happening in your garden?

Let us know what is happening in your garden for our Autumn edition. What jobs are you doing to prepare for winter? We love your photos and descriptions.

FROM THE ARCHIVES

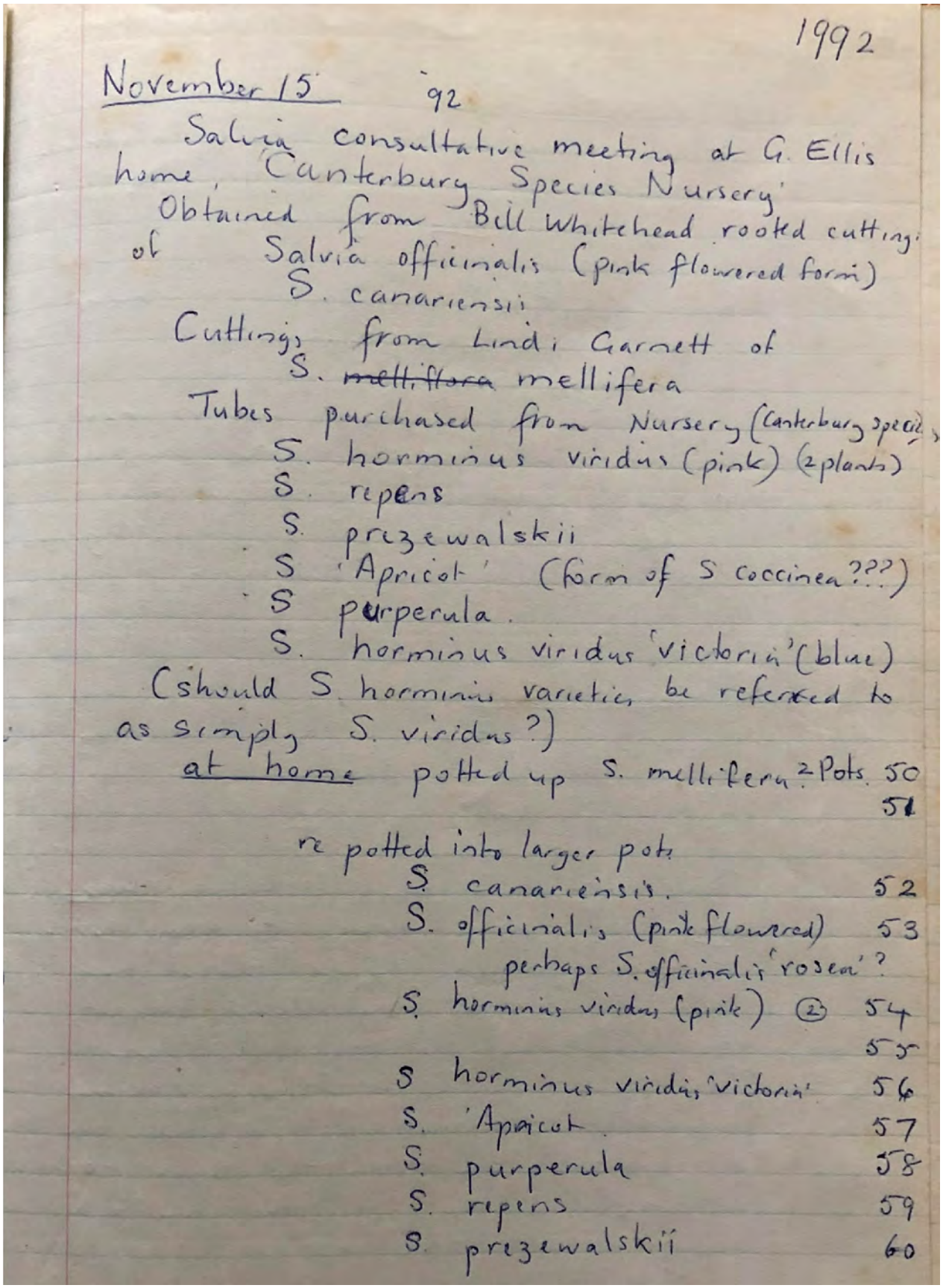

1992

November 15 '92

Salvia consultative meeting at G. Ellis home, 'Canterbury Species Nursery'

Obtained from Bill Whitehead rooted cuttings of Salvia officinalis (pink flowered form)

S. canariensis

Cuttings from Lindi Garnett of

S. ~~mellifiora~~ mellifera

Tubes purchased from Nursery (Canterbury species)

S. horminus viridus (pink) (2 plants)

S. repens

S. prezewalskii

S 'Apricot' (form of S coccinea???)

S purperula.

S. horminus viridus 'victoria' (blue)

(should S. horminus varieties be referred to as simply S. viridus?)

at home potted up S. mellifera? Pots. 50

51

re potted into larger pots

S. canariensis. 52

S. officinalis (pink flowered) 53

perhaps S. officinalis 'rosea'?

S. horminus viridus (pink) ② 54

55

S horminus viridus 'victoria' 56

S. 'Apricot 57

S. purperula 58

S. repens 59

S. prezewalskii 60

November 28: 92

Cuttings planted on Nov. 15 seem to be striking
All transplanted seedlings are growing,
S repens very vigorously

On 'Mystery Tour' to Ballarat, purchased at 'Herbage' tubes containing.
Salvia ringens
S. microphylla var neurepia
(perhaps S. microphylla va neurepia is a synonym for S. grahamii?
Leaves and stem redder than S. grahamii, but leaf odor very similar.

November 29: 92

Purchased from 'Maples' Nursery Sherbrooke, large pots of
S leucantha and
S. splendens
The leucantha seems to be a dwarf form. Its flowers are a rich purple, no white visible. The plant has been flowering from about August, and still has a mass of flowers. The plant, with its flower racemes, is about 8 inches tall. Leaves are a lighter green than the usual form. I intend to nip off new growth to keep the bush in shape.
The plant described as 'splendens' is described as 'a shrubby perennial, erect racemes of deep violet purple flowers'.
Perhaps 'Black Knight' or S ~~ictterina~~ ianthina

Summer

FLOWERING IN SUMMER

December	January	February
africana	*africana*	*africana*
aurea	*aurea*	*aurea*
‘African Skies’	‘African Skies’	‘African Skies’
‘Anthony Parker’	‘Anthony Parker’	‘Anthony Parker’
‘Black Knight’	‘Black Knight’	*arizonica*
blepharophylla	*blepharophylla*	*buchananii*
canariensis	*chamaedryoides*	*chamaedryoides*
chamaedryoides	*chamelaeagnea*	*chamelaeagnea*
chamelaeagnea	‘Christine Yeo’	‘Christine Yeo’
‘Christine Yeo’	*chiapensis*	*coahulensis*
chiapensis	*coahulensis*	*coccinea vars*
coahulensis	*coccinea vars*	*confertiflora*
coccinea vars	*confertiflora*	*corrugata*
confertiflora	*corrugata*	‘Costa Rican Blue’
corrugata	*disermas*	*chiapensis*
disermas	*dolimitica*	*discolor*
dolimitica	*gesneriiflora*	*disermas*
gesneriiflora	*gesneriiflora var* ‘Tequila’	*dolimitica*
gesneriiflora var ‘Tequila’	*greggii vars*	*gesneriiflora*
greggii vars	*flocculosa*	*gesneriiflora var* ‘Tequila’
flocculosa	‘Harmony’	*greggii vars*
‘Harmony’	‘Hot Lips’	*flocculosa*

'Hot Lips'	'Indigo Spires'	'Harmony'
'Indigo Spires'	*lanceolata*	'Hot Lips'
lanceolata	*leucantha*	'Joan'
leucantha	'Joan'	*lanceolata*
'Joan'	'Marine Blue'	*leucantha*
'Marine Blue'	*microphylla vars*	'Marine Blue'
microphylla vars	'Mystic Spires'	*microphylla vars*
'Mystic Spires'	*muellerii*	'Mystic Spires'
muellerii	*muirii*	*muellerii*
muirii	*patens*	*muirii*
scabra	'Phyllis Fancy'	*patens*
subrotunda	*subrotunda*	'Phyllis Fancy'
uliginosa	*uliginosa*	*uliginosa*
viscosa	*viscosa*	'VanHoutii'
waverly	*waverly*	*waverly*
'Wendy's Wish'	'Wendy's Wish'	'Wendy's Wish'

***Salvia* 'Hot Lips' taken recently by Lyndi Garnett at Geelong Botanical Gardens**

Victorian Salvia Study Group Inc

NEW MEMBERSHIP

Membership includes **Salvia News Annual Subscription**

NOT FOR RENEWALS

Any queries, phone Tine Grimston – see details below

Name : .....

Address : .....

Suburb/Town: .....State: ..... Postcode: .....

Phone : .....Email.....

Membership includes Salvia News Annual Subscription 1 year (4 issues)

☐ Hard copy posted $20.00 ☐ On-line $15.00

Subscribe for a Friend

Name: .....

Address: .....

Suburb/Town: ..... State: .....Postcode: .....

Phone: .....Email: .....

Payment Details: Fill in the form and send to Membership Officer;

Tine Grimston
Membership / Subscription Officer
Victorian Salvia Study Group Inc
4 Crimea Close,
Rowville Vic 3178

Ph. 0466 285 542 Email: **tinegrimston@gmail.com**

☐ 1. Cheque / Money Order payable to Victorian Salvia Study Group Inc

☐ 2. Direct Deposit: Bendigo Bank BSB 633-000 A/c No: 116846122
Account Name: Victorian Salvia Study Group Inc
Surname & Initial (Admin purposes only)

A form must be completed with all forms of payment

A MANUAL FOR SALVIA GROWERS

by Meg Bentley

$30/ copy
Plus

There are now approximately
370 Species and Cultivars represented,
202 Photographs, Illustrations and Index

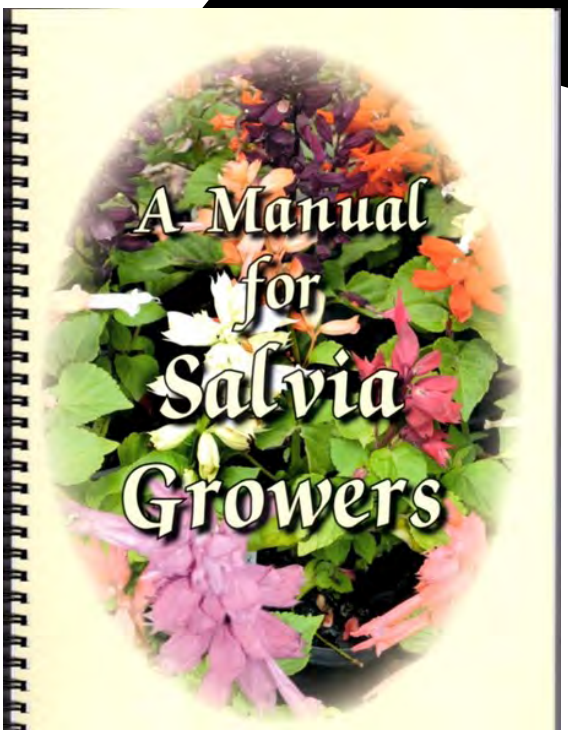

Contents include:

- Botany of Salvia
- Characteristics of Leaves
- Salvia microphylla & greggii differences
- Salvia karwinskii and cultivars
- Purple Majesty and Black Knight
- Salvia Maintenance
- Hardy Salvias and Shade Lovers
- Containers/Hanging Baskets/Hedges
- As an Accent in the Garden
- Propagating and Pruning
- Colourful Tints of Stressed Leaves
- Pests and Disease
- Where to see Salvias
- Cultivation Notes and Name Changes

A Manual for Salvia Growers *by Meg Bentley*

Cost: $30 + $10 P/P per copy
Cheque made out to:
Victorian Salvia Study Group Inc
Direct Deposit: Bendigo Bank
BSB: 633-000 A/C No:116846122
A/C: Victorian Salvia Study Group Inc
(Postage rates given for within Australia)

Victorian Salvia Study Group Inc
6 Halcyon Avenue
The Patch Vic 3792
Phone (03) 9756 6361

Salvia Manual **Quantity: ……..** **Total: $.....**

PLEASE PRINT

Name: ……

Address: ……

……...Post Code: ……

Victorian Salvia Study Group Inc
c/- Lyndi Garnett
844 Highbury Road
Glen Waverley Vic 3150

DIRECTIONS TO THE SALVIA DISPLAY GARDEN

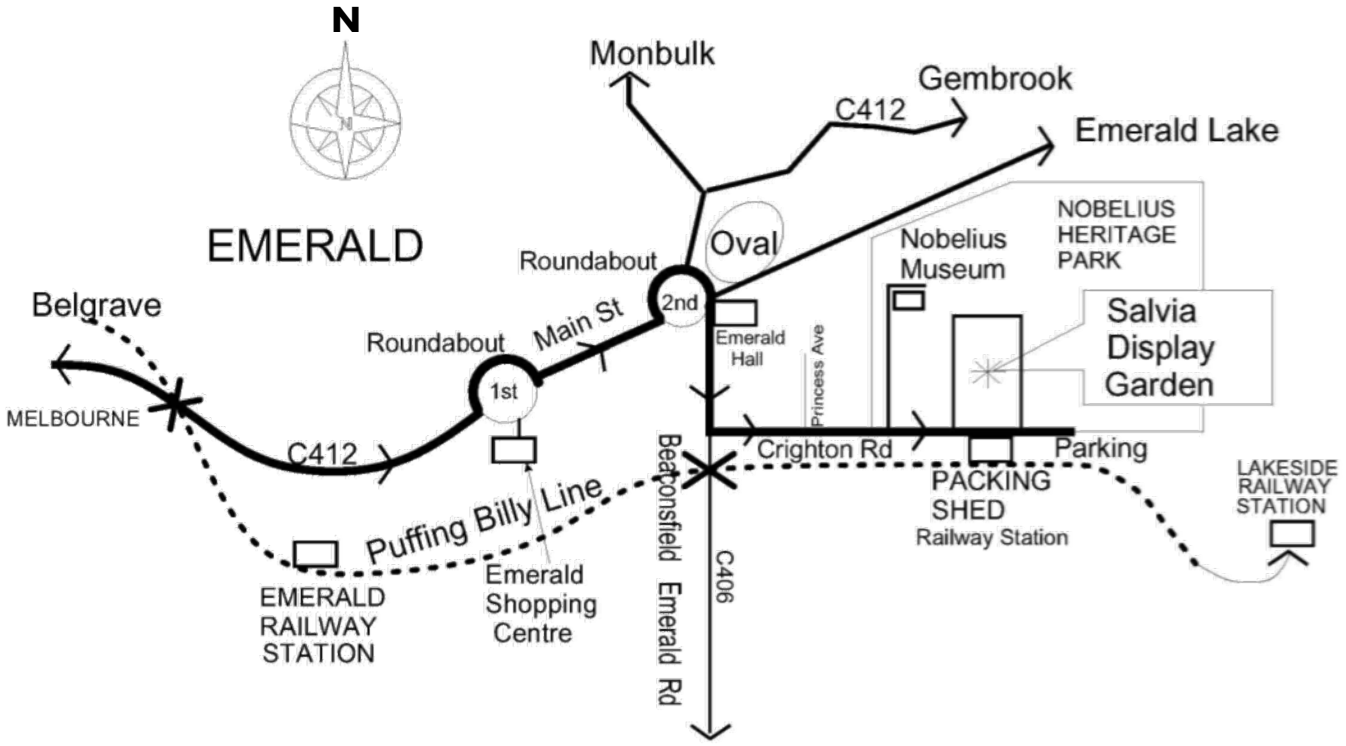

ISSN 2208-1089 (Online)

Salvia News is printed by
Eureka Printing
702 High Street Road, Glen Waverley Vic 3150